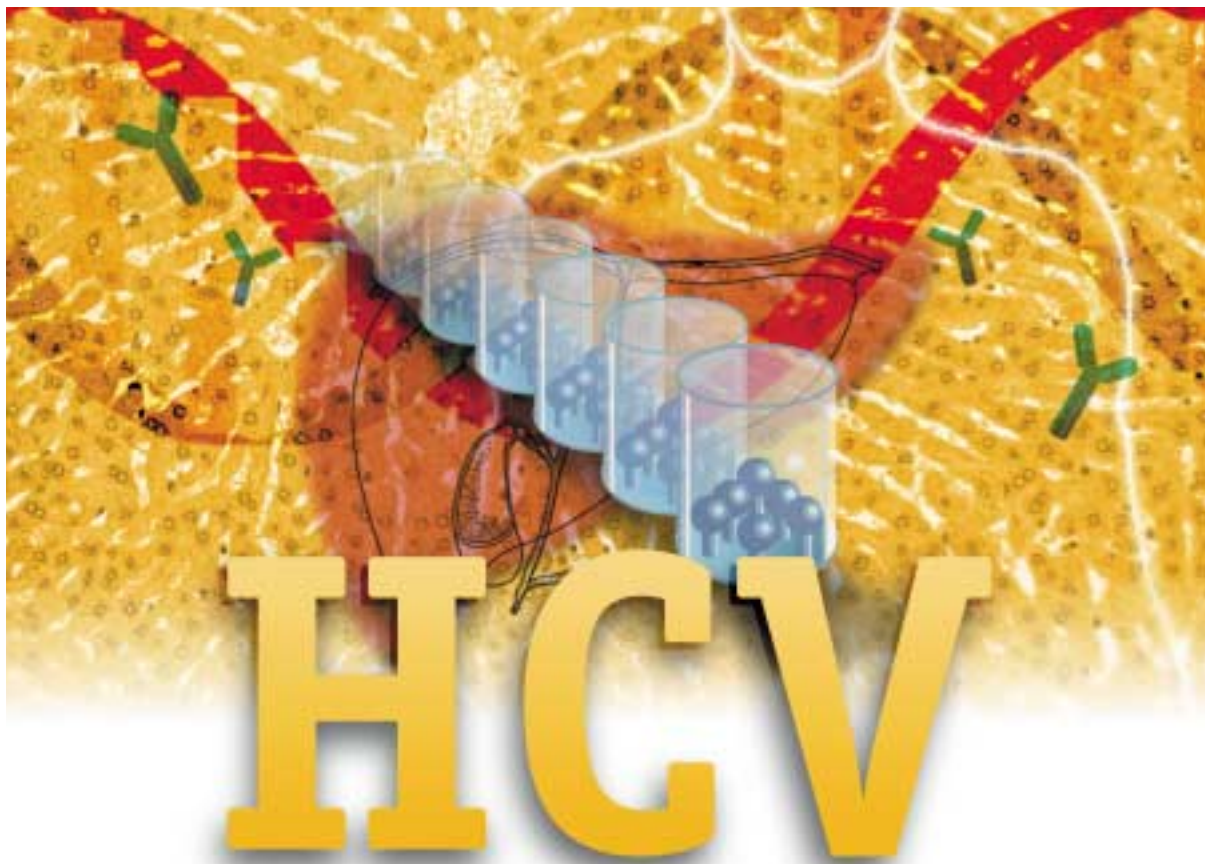


INNOSTEST™ HCV Ab IV

4th generation enzyme immunoassay for the detection of antibodies to
hepatitis C virus.



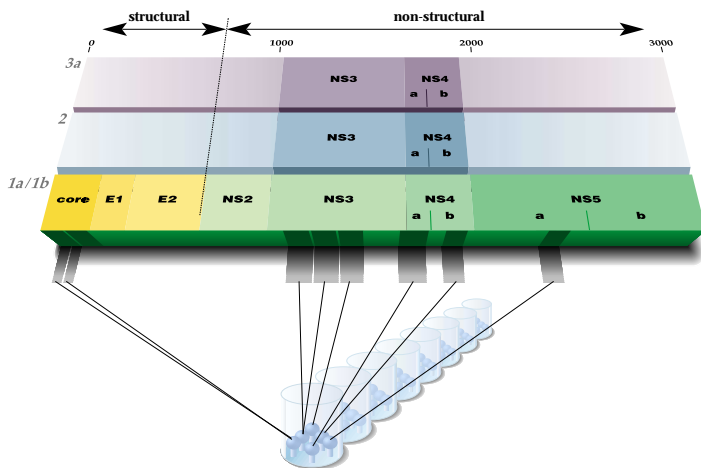
**The new dimension
in HCV Ab testing.**



INNOGENETICS
BIOTECHNOLOGY FOR HEALTHCARE

CE

Optimal coverage of immunodominant HCV epitopes including different genotypes



THE NEW DIMENSION

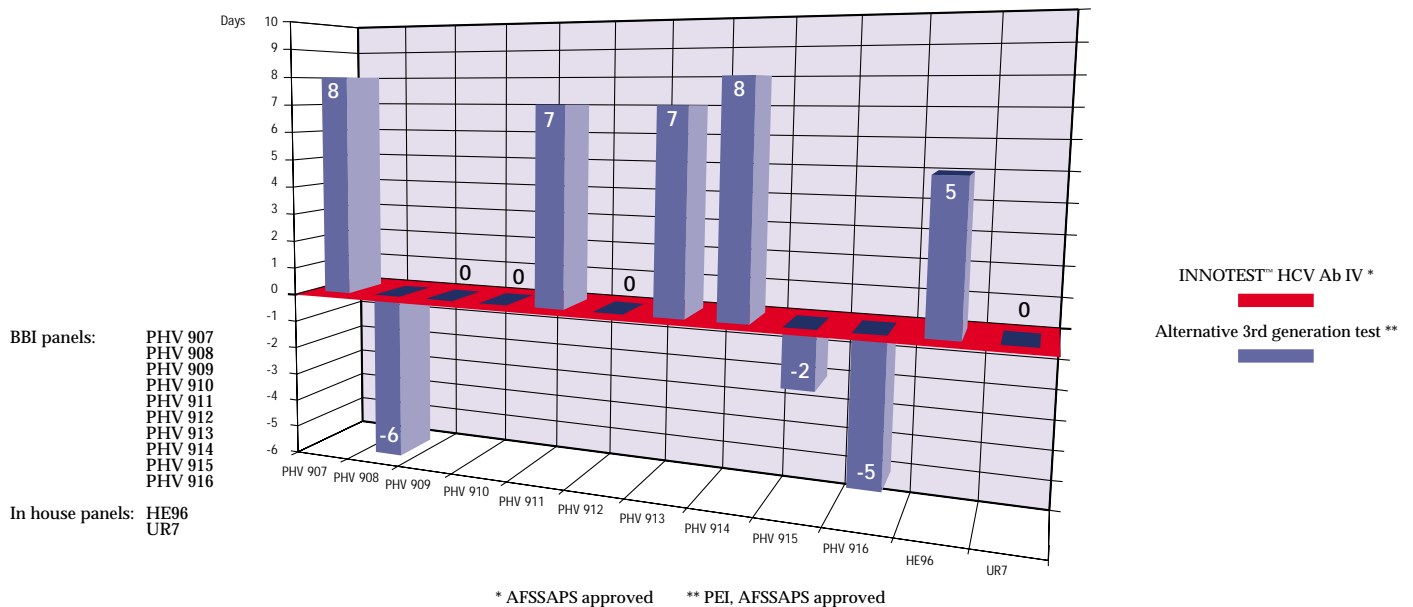
Specific antigens for genotypes 1a, 1b, 2, and 3a are included in the assay.

The NS4A and NS4B B-cell epitope regions show considerable diversity. Antibody responses to these regions are primarily type specific. Third generation assays may still lack sensitivity for infections other than type 1.*

* Maertens G, Stuyver L: Genotypes and genetic variation of hepatitis C virus in: *The Molecular Medicine of Viral Hepatitis*. Harrison TJ and Zuckerman AJ, eds. John Wiley & Sons Ltd, Chichester, UK, pp. 183-233 (1997).

High sensitivity

Earlier detection of INNOTEST™ HCV Ab IV* (in days) compared with an alternative 3rd generation assay** on seroconversion panels.



Optimal specificity

Center	Number of samples tested	Non-reactive	Initially reactive	Repeatedly reactive
A	1011	1009	2	2*
B	1000	996	4	4**
Total	2011	2005	6	6

* 1 sample indeterminate with immunoblot.

** 1 sample confirmed as positive for the presence of antibodies to HCV.

A total of 2011 donor samples were screened with the INNOTEST™ HCV Ab IV at two European blood transfusion centers.

The specificity of this test on samples from European blood donors is estimated to be 99,8% (2005/2009).

Presentation

INNOTEST™ HCV Ab IV

192 tests/kit (2 plates)
480 tests/kit (5 plates)

art. no.

80068
80330



INNOGENETICS
BIOTECHNOLOGY FOR HEALTHCARE

Commercial office: INNOGENETICS N.V.
Technologiepark 6 - B-9052 ZWIJNAARDE - BELGIUM
Tel. +32-(0)9-329 13 29 - Fax +32-(0)9-329 17 75
www.innogenetics.com

Your Agent:

For use outside the US.